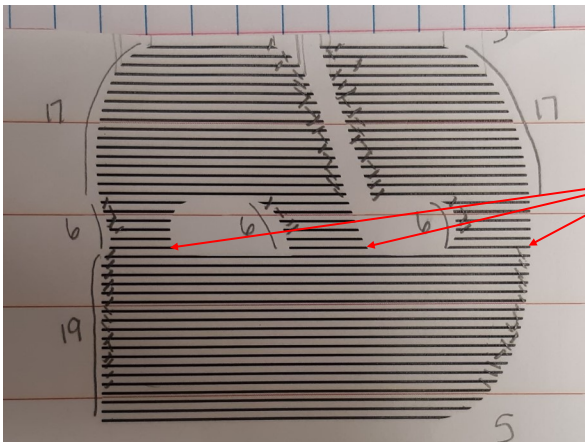
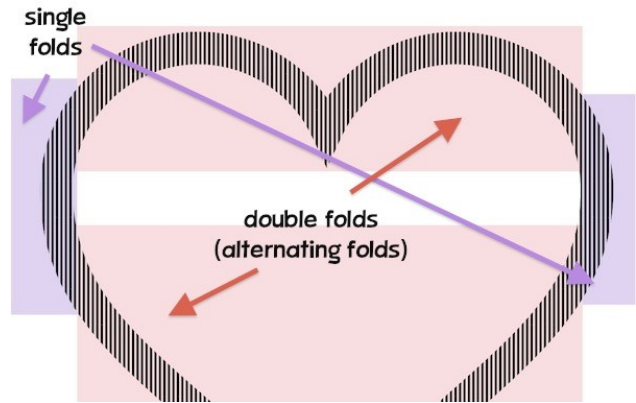


Book Folding Reference Guide

COUNTING



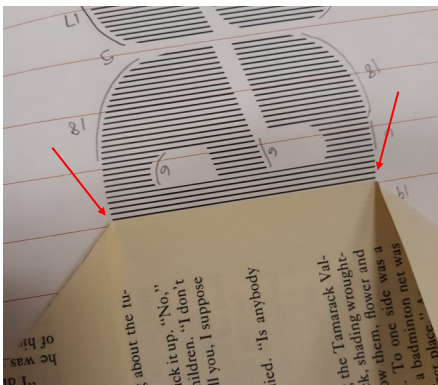
- Each line is 1 “sheet”
- Each sheet gets 2 folds
- Each sheet is 2 pages
- The purple areas show where you only need to fold 1 sheet
- The pink areas show where you need to fold 2 sheets.
- If you are doing a word, you will add 5 sheets (10 pages) as a space.



- You must count each individual line, this includes when one row has 3 lines
- At the end, you will add everything up and double the number to get the amount of pages you need

FOLDING

- The points of the folds should touch the beginning and end of your line
- Always fold at a 90° angle.
- Use the text to help make a straight line.
- In the event you can't fold in a 90° angle fold as far as you can, and either fold the excess up or cut it off.



FOLDING BLANK PAGES

